

HOW TO BE SAFE WHILE RVing

Or, staying around long enough to collect back
all the Social Security money you paid in


THREE DIFFERENT SITUATIONS TO WATCH FOR

- Defensive driving while on the road


THREE DIFFERENT SITUATIONS TO WATCH FOR

- Defensive driving while on the road
- Being safe while you are away from your RV

THREE DIFFERENT SITUATIONS TO WATCH FOR

- Defensive driving while on the road
 - Being safe while you are away from your RV
 - Having a good emergency plan while in your RV
- 
- A decorative graphic consisting of several parallel white lines of varying lengths, slanted diagonally upwards from left to right, located in the bottom right corner of the slide.


SITUATIONAL AWARENESS

- Always be aware of your surroundings
 - Watch for potential threats
 - Avoid situations that put you or your loved ones at risk
 - Be prepared for any situation. This includes weather, earthquakes, wildlife and yes, even fellow humans. Not everyone you meet is nice.
 - While driving, be proactive and try to avoid being trapped by inattentive drivers.
 - Watch for insurance scams
- 
- A series of white diagonal lines of varying lengths and thicknesses, located in the bottom right corner of the slide, creating a modern, abstract graphic element.


WHAT CAN YOU DO WHILE DRIVING?

- While driving, the most important piece of equipment on your truck should be a dash cam.
- Consider a parking mode dash cam that operates when it detects motion.
- Check your breakaway every 6 months at a minimum!!!
- After parking overnight and at every stop when you leave the rig, do a safety check of your lock pin, jaws, tires and umbilical's before starting out. Make this a part of your pre-trip inspection.
- Be aware of the most common insurance scams.
- Watch how you drive and keep your distance, especially at stops in case you need to get away from a situation.
- Remember that you are driving a 2,000 to 50,000 pound weapon if need be.
- At rest areas, husbands/boyfriends need to WATCH out for your better half, don't let them go alone.
- Watch for predators while exiting and entering rest rooms especially at night. Keep a at a minimum a strike weapon handy and learn how to use it.
- ALWAYS lock your doors when you are in a vehicle.
- Get your PPE out when needed and keep a good, strobing flashlight in the vehicle.


WHAT IF WE ARE WALKING?

- Repeat !!! Situational awareness is very important.
 - Don't walk around a corner close to a building.
 - Watch ahead, behind and across the street if you are not in crowded areas. The coordinator of an assault is often across the street looking to see if you are paying attention. Make eye contact to let them know you are aware.
 - Stay in well lit areas if possible when out at night.
 - Carry your cash in multiple areas to avoid loss.
 - Keep a copy of your drivers license, credit cards, insurance and other important papers in your RV.
 - Use common sense and you will eliminate most issues.
- 
- A series of white diagonal lines of varying lengths and thicknesses, located in the bottom right corner of the slide, creating a modern, abstract graphic element.

WHAT ABOUT INSIDE OUR RV?


- Lock your doors. Locking the basement is an option but you do NOT want to discover an intruder in your home the hard way. Broken locks will let you know something has happened.
 - Your best alarm is a dog. If you already have one, give them an extra treat and a hug tonight. They are always on the lookout for you.
 - Keep your porchlight on at night. Thieves like the darkness, don't give them a helping hand.
 - Have a token "safe" that can be easily taken and hide your real one from prying eyes.
 - Make sure your smoke and CO2 detectors are working.
 - Check and maintain your fire extinguishers every 6 months.
- 
- Several white lines of varying lengths and orientations are positioned in the bottom right corner of the slide, creating a modern, abstract graphic element.

WHAT HAPPENS WHEN IT HITS THE FAN?


- Active, non lethal defense methods.
 - Cell phone
 - Pepper spray
 - Keys
 - Flashlight
 - Strike weapons
 - Martial arts training
 - Most important of all, your mindset.
- 
- A series of white diagonal lines of varying lengths and thicknesses, located in the bottom right corner of the slide, creating a sense of motion or a stylized graphic element.

WHAT HAPPENS WHEN IT HITS THE FAN?

- Active, non lethal defense methods.
 - Cell phone
 - Pepper spray
 - Keys
 - Flashlight
 - Strike weapons
 - Martial arts training
 - Most important of all, your mindset.
 - You want to fight like you are the third monkey on the ramp to the ark and brother, it's starting to rain.



QUICK BREAK BEFORE WE
GET DEADLY SERIOUS



NOW FOR THE REALITY CHECK

- Deadly force defensive measures
- Are you sure you can take another humans life?
 - Outside your home.
 1. Concealed carry of a firearm.
 2. Knife carry
 3. Consider the consequences of the above if you are forced to use them.
 4. Make sure you understand what will happen if you use deadly force
 5. If you are not comfortable with using deadly force, don't carry.
 6. If you are forced to pull your weapon, use it. Don't threaten someone with it. If it is necessary to pull it out, it will be fired.
 7. Understand the firearm laws of the state you are in.
www.handgunlaw.us
 8. Understand the knife laws of the state you are in.
www.knifeup.com/knife-laws

NOW FOR THE REALITY CHECK

- Inside your home.
 1. Suitable weapons for using inside your RV
 - Short conventional shotguns (not the best option of these three)
 - Bullpup shotguns (KSG or similar) or a Mossberg Shockwave (best shotgun option)
 - Handguns (best option if allowed)
 2. Make sure you have a good, strobe capable weapon light.
 3. Use the correct ammo for the job
 - Shotguns use number 2 shot or smaller to avoid over penetration or small loads of #4 buck shot or smaller if desired.
 - Handguns use expanding self defense ammo unless you are in New Jersey.
 4. Make sure you keep control of your weapon and keep it close to your body. Sacrifice your off hand to control the intruder.
 5. Understand the laws of the state you are in regarding the defense of home and family.
 6. Most importantly, practice with your weapons at least once a month.

QUESTIONS?

I KNOW you have some

